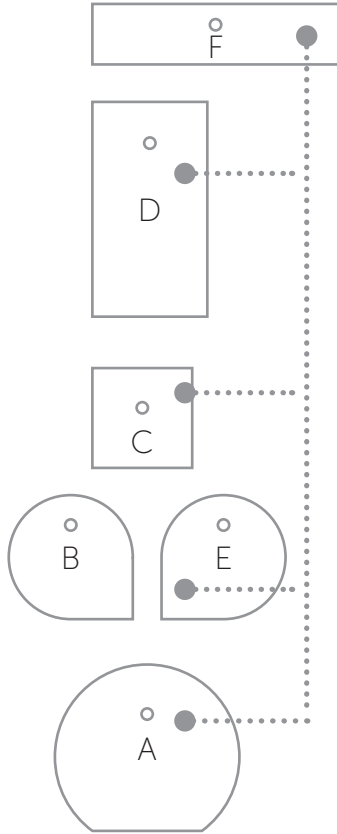




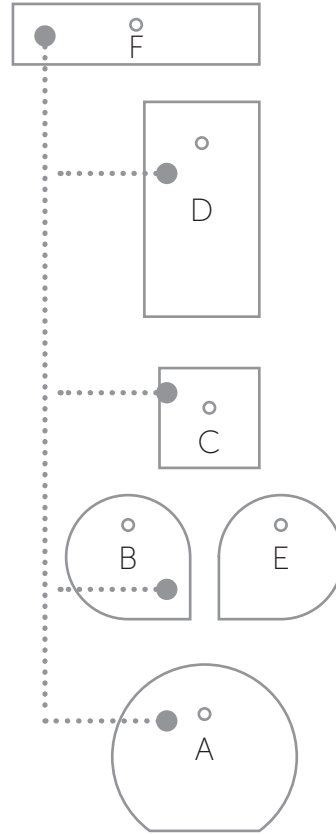
GRAND

SKLADEBNOST SYSTÉMU GRAND

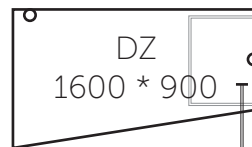
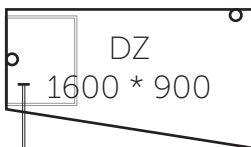
PRAVÁ SESTAVA



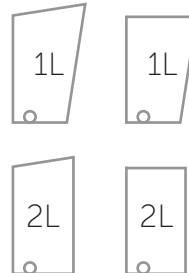
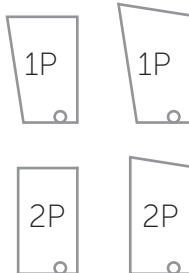
LEVÁ SESTAVA



PŘÍSEDOVÉ VARIANTY
NESENÉ NA VYLOŽENÉ
KONZOLE PODNOŽE



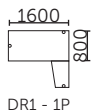
DESKY ZÁKLADNÍ



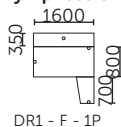
PODSTAVNÝ KONTEJNER
MŮŽE BÝT SOUČÁSTÍ PODNOŽE

PŘÍDAVNÁ DESKY
NESENÁ NA PODNOŽI
SESTAVY

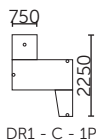
základní stolový modul 1600 x 800 kolmý - přised šikmý



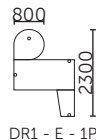
DR1 - 1P



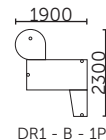
DR1 - F - 1P



DR1 - C - 1P

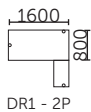


DR1 - E - 1P

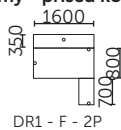


DR1 - B - 1P

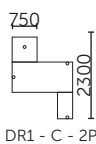
základní stolový modul 1600 x 800 kolmý - přised kolmý



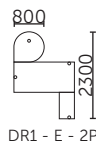
DR1 - 2P



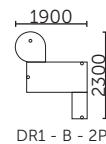
DR1 - F - 2P



DR1 - C - 2P

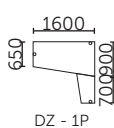


DR1 - E - 2P

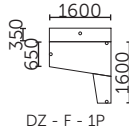


DR1 - B - 2P

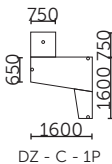
základní stolový modul 1600 x 900 šikmý - přised šikmý



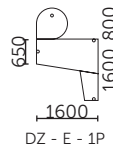
DZ - 1P



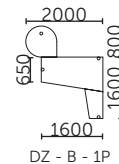
DZ - F - 1P



DZ - C - 1P

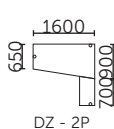


DZ - E - 1P

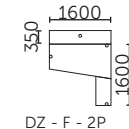


DZ - B - 1P

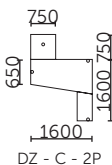
základní stolový modul 1600 x 900 šikmý - přised kolmý



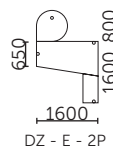
DZ - 2P



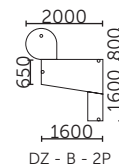
DZ - F - 2P



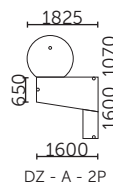
DZ - C - 2P



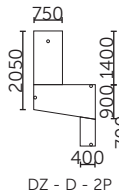
DZ - E - 2P



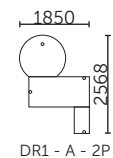
DZ - B - 2P



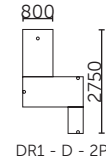
DZ - A - 2P



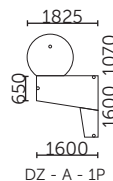
DZ - D - 2P



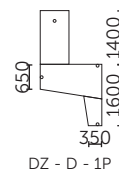
DR1 - A - 2P



DR1 - D - 2P

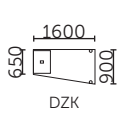


DZ - A - 1P

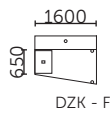


DZ - D - 1P

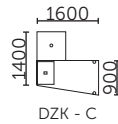
základní stolový modul 1600 x 900 šikmý s kontejnerem



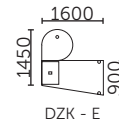
DZK



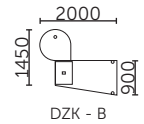
DZK - F



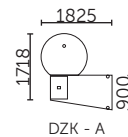
DZK - C



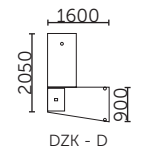
DZK - E



DZK - B

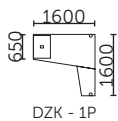


DZK - A

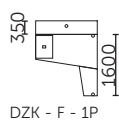


DZK - D

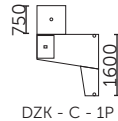
základní stolový modul 1600 x 900 šikmý s kontejnerem a šikmým přísedem



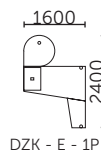
DZK - 1P



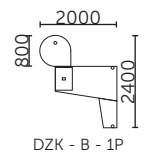
DZK - F - 1P



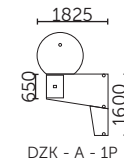
DZK - C - 1P



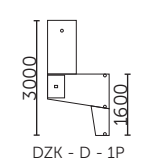
DZK - E - 1P



DZK - B - 1P

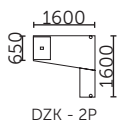


DZK - A - 1P

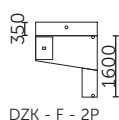


DZK - D - 1P

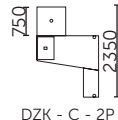
základní stolový modul 1600 x 900 šikmý s kontejnerem a kolmým přísedem



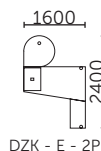
DZK - 2P



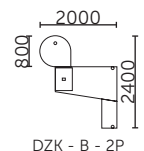
DZK - F - 2P



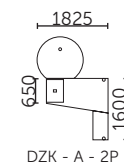
DZK - C - 2P



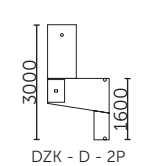
DZK - E - 2P



DZK - B - 2P

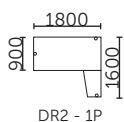


DZK - A - 2P

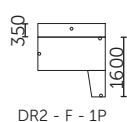


DZK - D - 2P

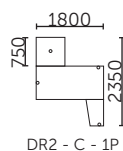
základní stolový modul 1800 x 900 kolmý s šikmým přísedem



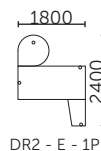
DR2 - 1P



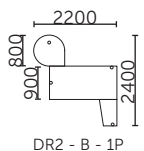
DR2 - F - 1P



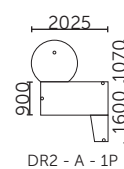
DR2 - C - 1P



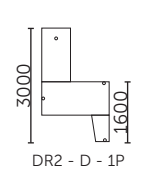
DR2 - E - 1P



DR2 - B - 1P

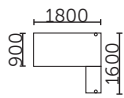


DR2 - A - 1P

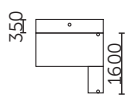


DR2 - D - 1P

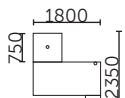
základní stolový modul 1800 x 900 kolmý s kolmým přísedem



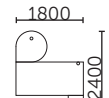
DR2 - 2P



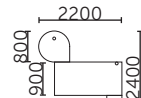
DR2 - F - 2P



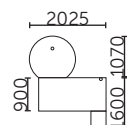
DR2 - C - 2P



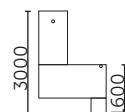
DR2 - E - 2P



DR2 - B - 2P

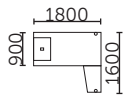


DR2 - A - 2P

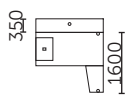


DR2 - D - 2P

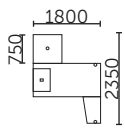
základní stolový modul 1800 x 900 kolmý s kontejnerem a šikmým přísedem



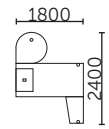
DR2K - 1P



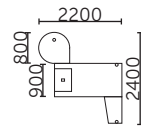
DR2K - F - 1P



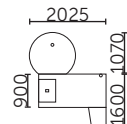
DR2K - C - 1P



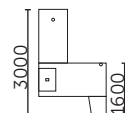
DR2K - E - 1P



DR2K - B - 1P

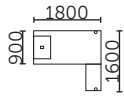


DR2K - A - 1P

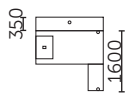


DR2K - D - 1P

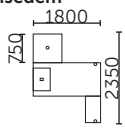
základní stolový modul 1800 x 900 kolmý s kontejnerem a kolmým přísedem



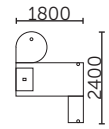
DR2K - 2P



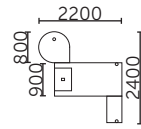
DR2K - F - 2P



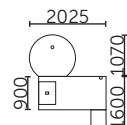
DR2K - C - 2P



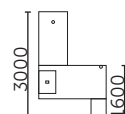
DR2K - E - 2P



DR2K - B - 2P

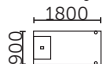


DR2K - A - 2P



DR2K - D - 2P

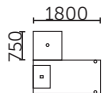
základní stolový modul 1800 x 900 kolmý s kontejnerem



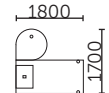
DR2K



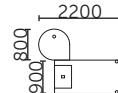
DR2K - F



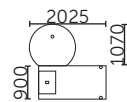
DR2K - C



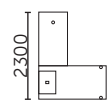
DR2K - E



DR2K - B

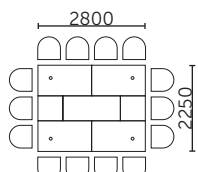


DR2K - A

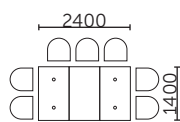


DR2K - D

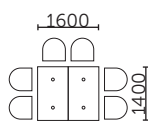
JEDNACÍ STOLY



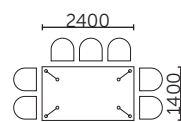
DJZ - S3 - 14



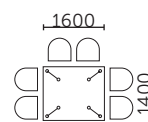
DJZ - S2 - 10



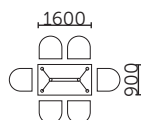
DJZ - S1 - 8



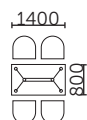
DJZ - 10



DJZ - 8



DJZ - 6



DJZ - 4



DP - 3



DP - 1



DP - 4



DP - 2

VOLNĚ STOJÍCÍ STOLY



DJZ - 4



DJZ - 4 - KOLEČKO



DJZ - 8



DJZ - S1 - 8



DJZ - S3 - 14



DP - 1



DP - 2



DP - 3 - KOLEČKO

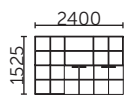


DJZ - 10

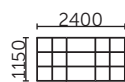


DJZ - S3 - 14

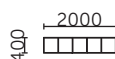
Na vyžádání lze kluzáky stolových podnoží nahradit kolečky s brzdou.



SESTAVA - 1



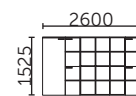
SESTAVA - 2



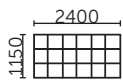
SESTAVA - 3



SESTAVA - 4



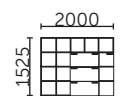
SESTAVA - 5



SESTAVA - 6



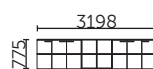
SESTAVA - 7



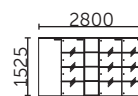
SESTAVA - 8



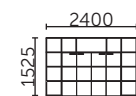
SESTAVA - 9



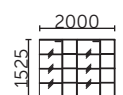
SESTAVA - 10



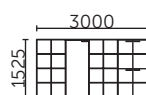
SESTAVA - 11



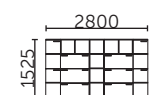
SESTAVA - 13



SESTAVA - 14



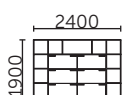
SESTAVA - 15



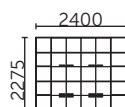
SESTAVA - 16



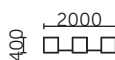
SESTAVA - 18



SESTAVA - 19



SESTAVA - 20



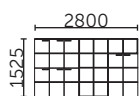
SESTAVA - 21



SESTAVA - 22



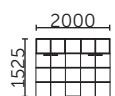
SESTAVA - 23



SESTAVA - 24



SESTAVA - 25



SESTAVA - 26



SESTAVA - 27



SESTAVA - 28



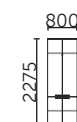
SESTAVA - 29



SESTAVA - 30

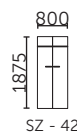
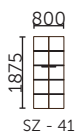
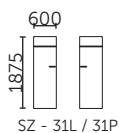
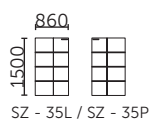
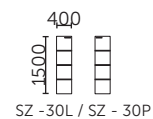
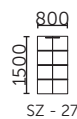
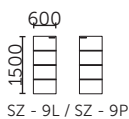
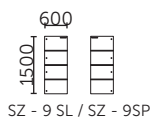
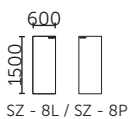
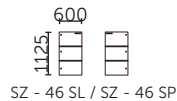
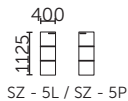
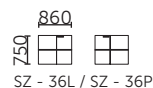
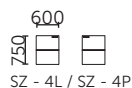
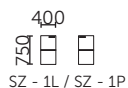


SESTAVA - 31



SESTAVA - 32

GRAND



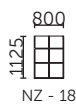
Š 575 / V 2045 / H 358
ŠATNÍ NIKA



Š 945 / V 2415 / H 358
ŠATNÍ NIKA



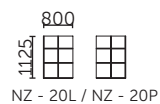
NZ - 17



NZ - 18



NZ - 19



NZ - 20L / NZ - 20P



NZ - 28

400

PZ - 21

600

PZ - 22

800

PZ - 23

860

PZ - 37

1200

PZ - 39

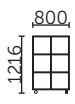
2000

PZ - 43

2400

PZ - 44

kancelářský kontejner: tužkovník, celovýsuv, zámek, kovové zásuvky



MZ - 24



KZ - 25



KZ - 27



KZ - 26



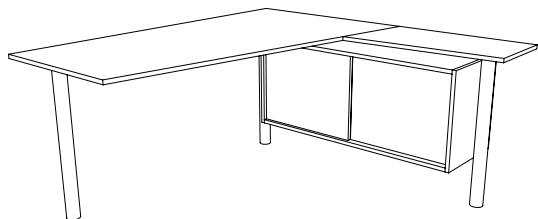
KZ - 33




KZ - 38L / KZ - 38P




skříňka závěsná pod stolovou deskou 1100x400x460 mm, LTD 18, dveře posuvné






PAR - 001



PAR - 002



PAR - 003



DOPLŇKY STOLOVÉHO NÁBYTKU







CZ Grand nabízí díky svému jednoduchému řešení kovových podnoží stolů širokou škálu možností pracovních míst s přisedíacími a odkládacími stoly. Také skříňový nábytek nabízí nečekaně mnoho variant sestav a tím velice vhodně doplňuje stoly. Společně pak nábytek nabízí rychlé, jednoduché, ale hlavně vhodné řešení každé kanceláře.

Kovové podnože pracovních a jednacích stolů jsou povrchově upraveny vypalovaným lakem dle vzorníku odstínu RAL. V nabídce je možnost dodat nohy podnože v chromu, nebo v broušeném nerez. Nohy pracovních stolů jsou opatřeny plastovými výškově přestavitelnými patkami. Stolové desky jsou vyrobeny z kvalitních melaminových DT desek o tloušťce 25mm opatřené 2mm ABS hranou. Ke stolům je možné dodat paravány s různými prvky pro odkládání kancelářských potřeb. V nabídce je také systém skrytých elektrických a datových zásuvek. Skříňový nábytek a kontejnery se vyrábějí z 25mm a 18mm melaminových DT desek, které jsou opatřeny 2mm a 0.7mm ABS hranou. Charakteristickým prvkem skříňového nábytku jsou volně otevřené niky, dvířka s možností provedení melaminové DT desky ve vysokém lesku a možnost zaměnění zad volně stojících otevřených skříní za čirý polykarbonát. Ke kancelářskému nábytku Grand doporučujeme kancelářské židle řady Select a Noneto, doplňující vhodnou sadou soupravou je řada Bel canto a křesílka Block.

EN Grand office product range has been designed for the working places of middle class management. It is suitable for referential workplaces, meeting rooms, large area offices, secretariats and standard offices. Thanks to the wide range of table and cupboard segments, this product line offers many possibilities and high variability when designing and office realizations. Other very important feature of the Grand product line is its practicality, ergonomics and discreet design of moderate elegance and subtle minimalistic shapes. Thanks to the latest technology, we have reached high quality production. We offer a wide range of plywood patterns in matt or glossy finish. We can possibly offer Grand elements in a plywood version or as a combination of laminate corpus and visible plywood components. Grand product range is suitable furniture for your office and guarantees excellent features and friendly price.

DE Die GRAND - Büroreihe ist für Arbeitsplätze des mittleren Managements entworfen. Sie ist für Sachbearbeiterplätze, Kundendienst- oder Beratungsbüros, Großraumbüros, Sekretariate und standardmäßige Büroarten geeignet. Dank dem breiten Angebot an Tisch - und Schranksegmenten bietet diese Reihe große Möglichkeiten und eine hohe Variabilität beim Entwurf und bei der Umsetzung der Büros. Weitere charakteristische Eigenschaften der Grand-Reihe sind die Praktikabilität, die Ergonomie und das unaufdringliche Design mit maßvoller Eleganz und der subtilen minimalistischen Formen. Dank modernsten Technologien wird bei der Produktion eine hochwertige Verarbeitungsqualität erzielt. Im Angebot ist eine breite Skala von matten sowie glänzenden Laminaten. Es bietet sich auch die Möglichkeit, die Möbel in Furnierversion oder in Kombination mit laminierten Körpern und sichtbarer laminiertes Einzelteile und sichtbarer Furnierteile herzustellen. Die Grand-Reihe ist insbesondere für ihre ausgezeichneten Eigenschaften, aber auch ihre preisliche Attraktivität der geeignete Garant bei der Ausstattung Ihres Büros.